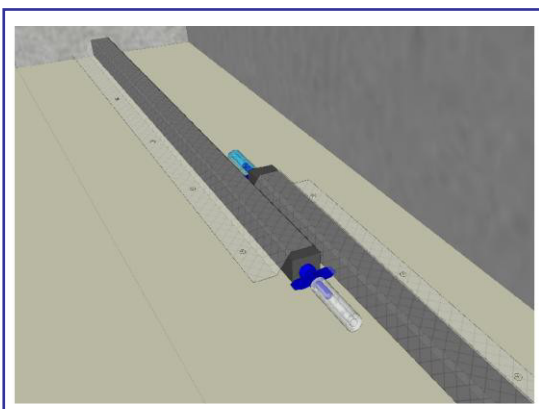



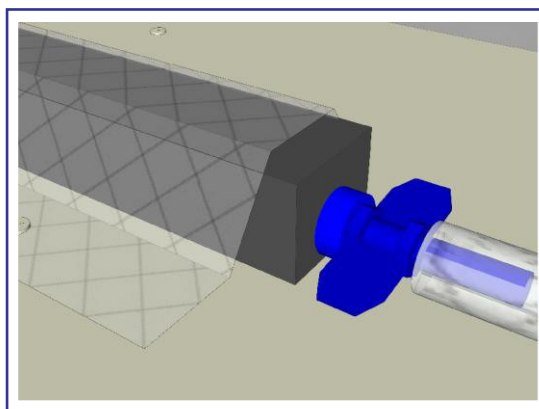
Kombinert Svellebånd-/ Injeksjonssystem Combijekt 2013 kondoma komplett Monteringsveiledning



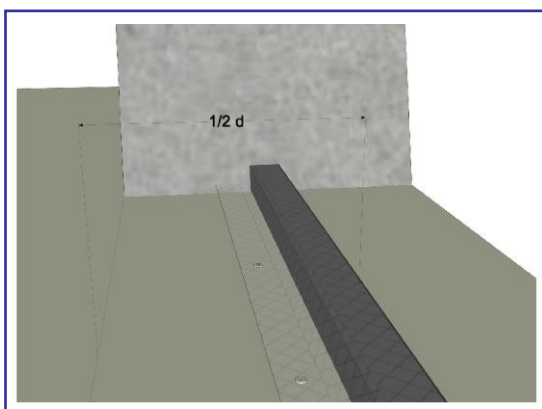
Combijekt 2010 komplett + tilbehør



Montering og festing

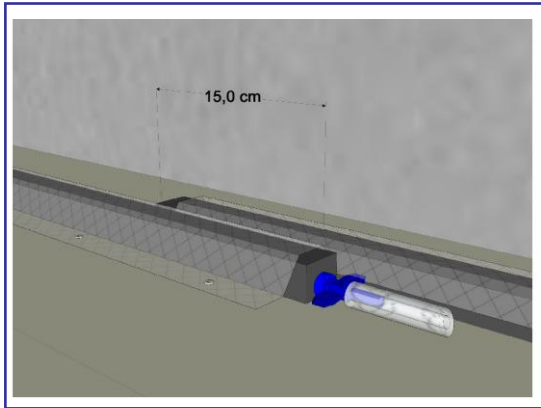


Combijekt 2010 komplett monteres på et jevnt plant underlag.

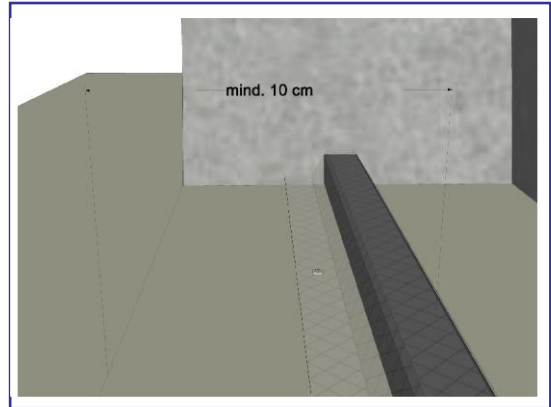


Monteres sentrisk i støpeskjøten.
I konstruksjoner over 300mm plasseres combijekten ut mot vantrykksiden
med min. overdekning på 100mm

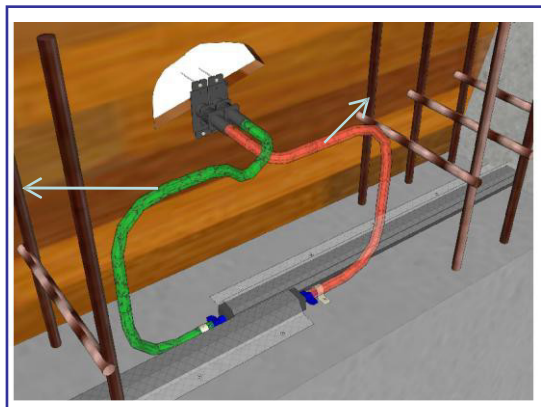
Kombinert Svellebånd-/ Injeksjonssystem Combiject 2013 kondoma komplett Monteringsveiledning



10 cm overlapp i skjøten.



Overdekning til forskaling min. 10 cm.



Mateslanger sikres til armeringen